



NTR Automation

Bogdan Masala and Barclay Moran



#QBConnect



CPD Process

In order to receive CPD credit

- Be sure to sign in or scan your badge for this session
- You must stay in the session for the duration of the training
- This session is eligible for **1 hour of CPD**
- CPD certificates are emailed directly to you within 4 weeks of the conference date to the same email address you used to register

Agenda

Manual NTR Write-up Process

Automated NTR Workflow

Value of Automation

Product Demonstration

Annual write up on Caseware or Excel



Repeated coding of transactions.



QBO memorizes coding.

Same workload every year.



Less work over time.

Code from Scratch.



Import Bank Rules.



No change in engagement

Bank Feeds

Relying on the client for info.



Automatic Bank/Credit Card Feeds.

Info delivered during tax season.



Work can be done during slow season.

Limited CPA involvement in file.



Improved CPA involvement in file.

Reactive.



Proactive advisory opportunities.

Auto NTR Workflow

RECEIVE



Bank / CC
Statements
(CSV, PDF, Scan)

CONVERT .QBO



CODE

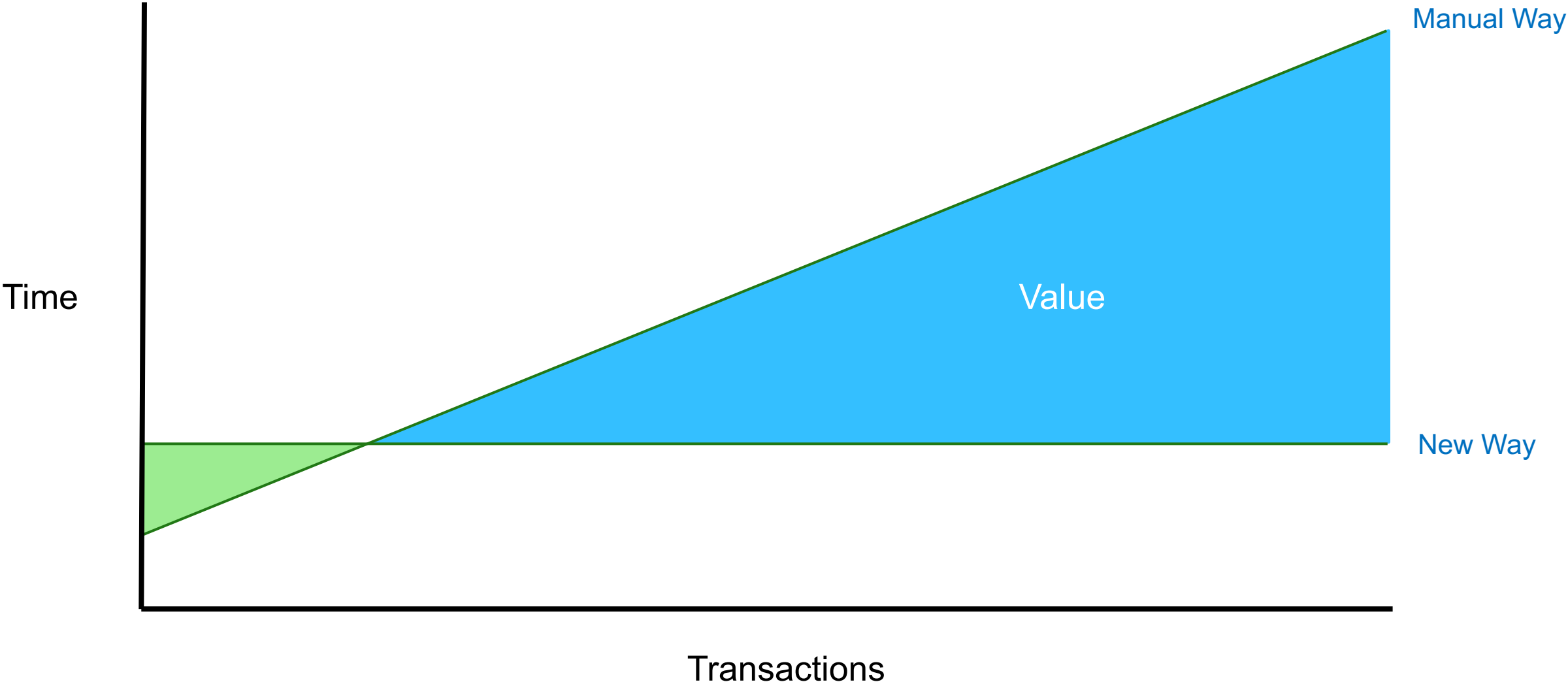
< meals >
< fuel >
< rent >



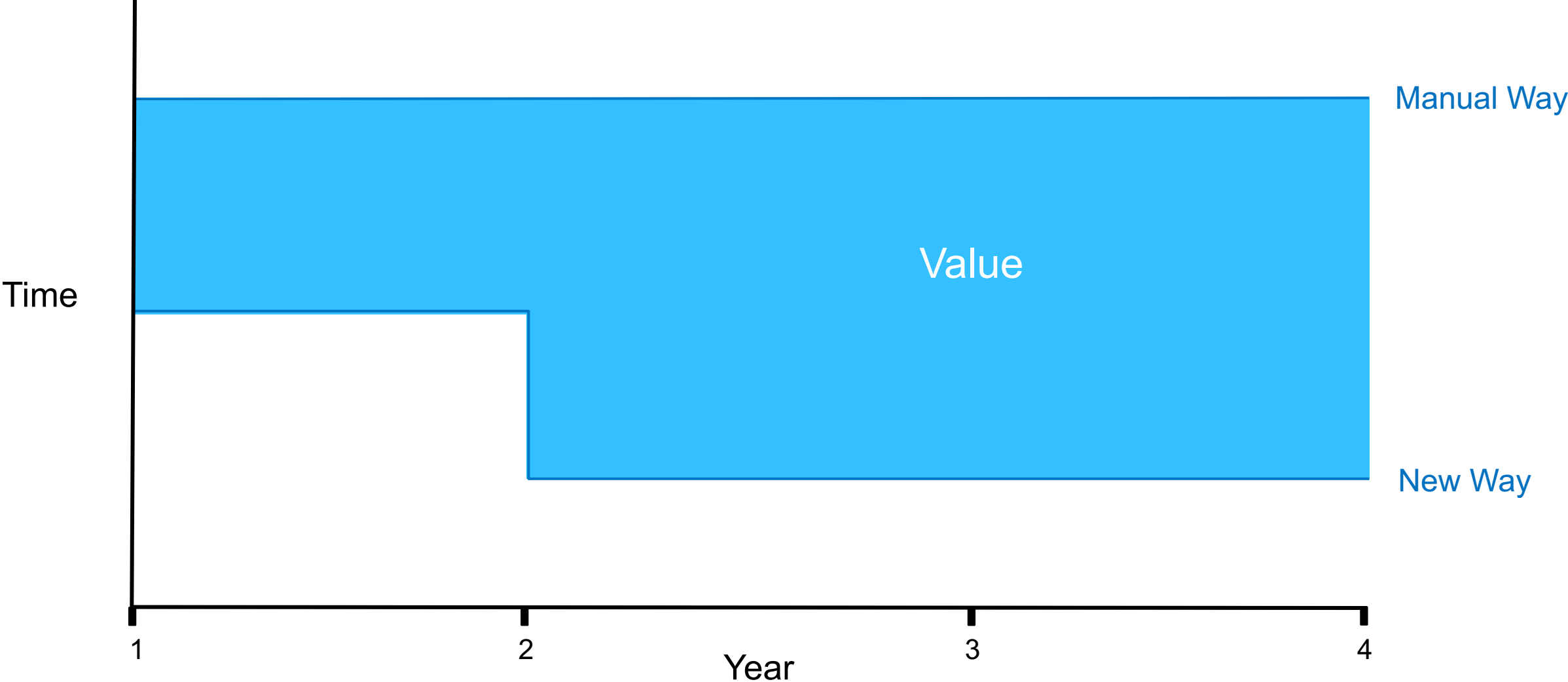
PREPARE



Relative Value



Value Over Time



New CPA Legislation for 2020: CSRS 4200

- Document a CPA's judgements of the client information.
- Will require more documentation on the NTR file showing the work of the CPA in coming to those conclusions.
- "Notes to the financial statement" have to be added.
- More hours will be spent on each NTR file.

Workpapers solution will be compliant

Staffing benefits



Eliminates most data entry



Frees up staff time



Higher value work



Less chance of human error



Product Demonstration

#QBConnect | WiFi: QBConnect

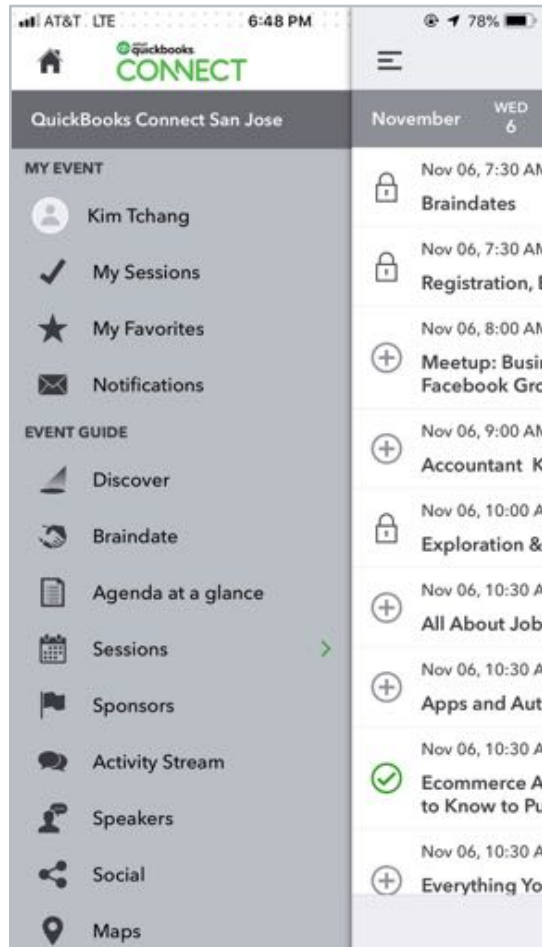


Questions?

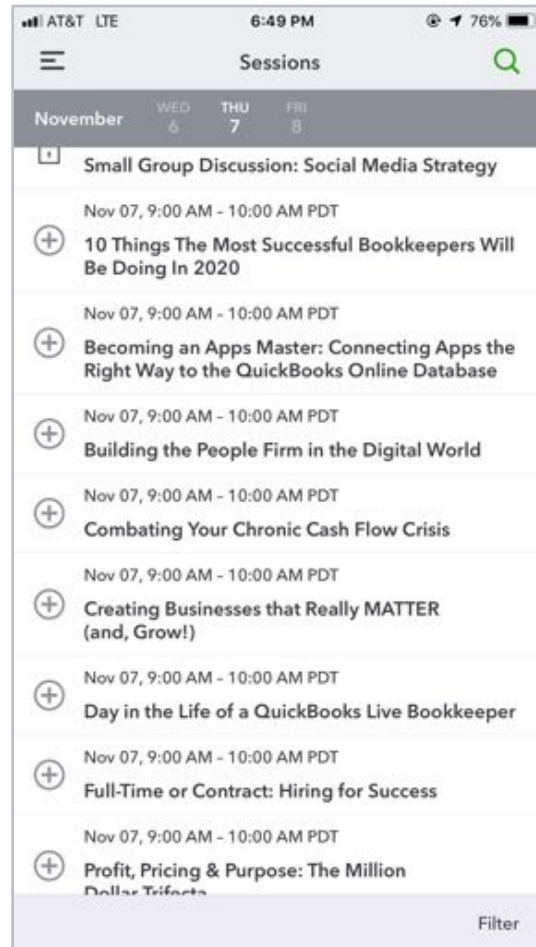
Rate this Session on the QuickBooks Connect Mobile App

Provide feedback to help us design content for future events

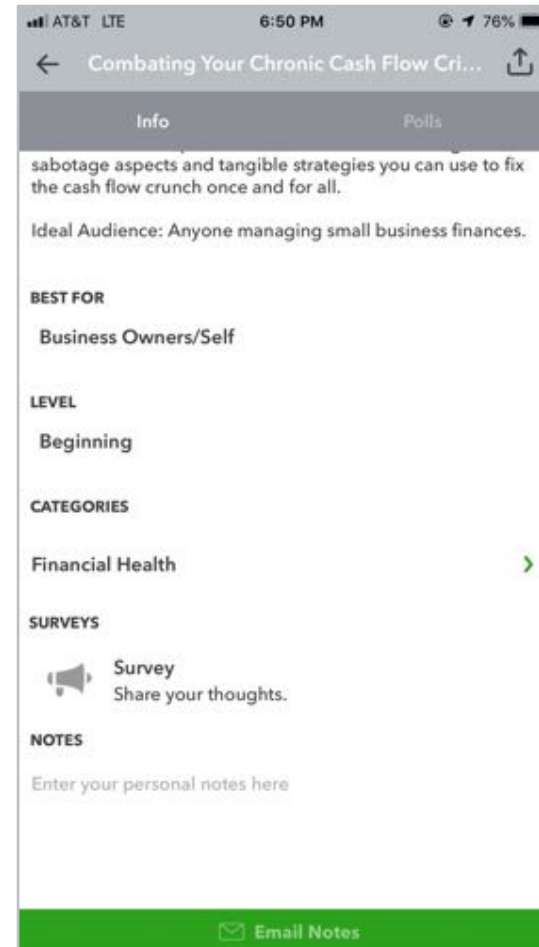
1. Select Sessions



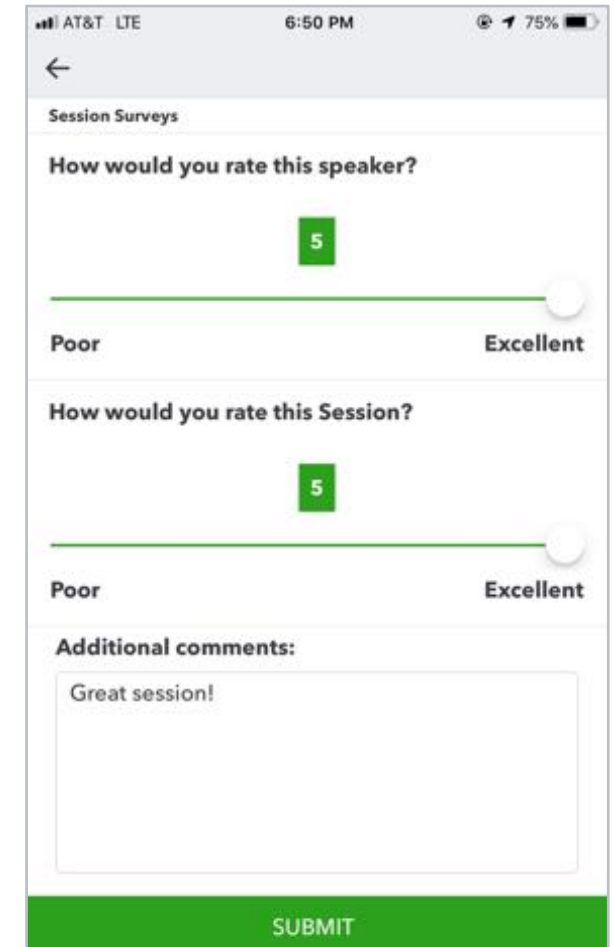
2. Select Session Title



3. Select Survey



3. Add Ratings



Material Download

1. Find the session on the agenda
2. Select + for more information
3. Download PDF of slides and/or supplemental material

<https://can.quickbooksconnect.com/agenda/>

The screenshot shows the QuickBooks Connect agenda page for December 10, 2023. The page features a navigation bar with links for 'Why Attend', 'Agenda', 'Speakers', 'Pricing', 'Sponsors', 'Travel', and 'FAQ'. Below the navigation bar, there are tabs for 'December 9 Accountant Day', 'December 10', and 'December 11'. A 'Print Agenda' button is located in the top right corner. The main content area includes a search bar for sessions and a filter section with categories like 'Organizational Culture', 'Life & Business Skills', 'Technology Training', 'Business Growth', 'Advisory', and 'Financial Health'. The agenda is organized by time slots, with sessions listed for 7:30-9:00 am, 8:00-8:45 am, 9:00-10:00 am, 10:00-11:00 am, 10:15-11:00 am, and 11:00 am-12:00 pm. A detailed view of the 'Creating Your Small Business Culture' session is shown, including its description, ideal audience, and speaker information.

QuickBooks CONNECT Why Attend Agenda Speakers Pricing Sponsors Travel FAQ

December 9 Accountant Day **December 10** December 11 [Print Agenda](#)

Attend breakout sessions to learn strategies to grow your business, how to hire and build an ideal culture, tips to improve your financial health and more. Connect with peers and experts for one-on-one learning. More information coming soon.

Search for sessions

Filters: [Organizational Culture](#) [Life & Business Skills](#) [Technology Training](#) [Business Growth](#) [Advisory](#) [Financial Health](#) [Expand all +](#)

Time	Session	Action
7:30-9:00 am	Registration, Breakfast & Exploration	+
8:00-8:45 am	Meetup: New to Networking	+
9:00-10:00 am	Morning Keynote	+
10:00-11:00 am	Exploration & Connection	+
10:15-11:00 am	Meetup: Women in the Workforce	+
11:00 am-12:00 pm	Breakout Sessions	
	Creating Your Small Business Culture	x
	Understanding Personalities for Better Communication	+
	How to Use QuickBooks for Your Small Business: Introduction	+

Creating Your Small Business Culture
Many solopreneurs and small business owners feel like they don't have time to work on their company culture (or that they even should). Instead, they spend most of their days working in their business rather than "on" their business. In this session, you will receive tips on how to reduce stress, improve productivity, and improve your personal fulfillment all through the nurturing of your crew, your clients, your fans, AND yourself!
Ideal Audience: Business owners looking to enhance their culture.
Best for: Business Owners/Self Employed
Speakers: Tania Madarasz
Location: Room 201 CDEF
Track: Organizational Culture
CPD Hours: 1
Level: Introduction

 **CONNECT**

OWN
THE
FUTURE