

Figure 1(Arial. 30pt. Bold): *Title of the figure (Arial. 30pt. Italic).*
Description of the figure (Arial. 30pt. Regular).

*“A statement about your research.
Maximum 20 words, Arial, 95pt
Italic. This is an A0 poster size,
841mm x 1189mm”.*

Introduction.

This template provides detailed instructions for how to format your poster presentation. We kindly ask that you read this document carefully and follow the instructions provided. If your poster submission does not strictly adhere to the formatting guidelines you will be asked to rectify any inconsistencies before your abstract is published. Authors who intend to submit a poster presentation must first submit a 1000 word abstract. The template for the 1000 word abstract can be found on the template section of the conference website. We aim to produce a set of poster presentations that is professional in appearance and consistent across all poster submissions. You must supply your final poster presentation properly formatted as instructed in this template. If your poster does not adhere to the template or use the styles, you may be asked to reformat and resubmit it. Please read this guide carefully and take care when formatting your poster. This template is available in .ind. and .pdf formats.

The poster size is A0 (841mm x 1189mm), and portrait orientation.

Title, headers and body font.

Please use the Arial font style for all text in this poster presentation. Use 90pt Arial Bold for your title. Headers should be size 40pt Arial and in Red. Your body font text should be 40pt Arial in Black.

First level headings.

First-level headings (e.g., Introduction, Conclusion) should be in Arial bold, 30pt Red, with an initial capital letter for any proper nouns.

Second level headings.

Second level headings should be in Arial bold italics, 30pt Red, with an initial capital letter for any proper nouns.

Third level headings.

Third level headings should be in italics, with an initial capital letter for any proper nouns.

Submitting your poster.

Please upload your poster using the submissions portal. Upload your submissions as a pdf.

Images and figures.

Figures should be high quality (300 dpi for colour, 1200 dpi for line art or monochrome images and 600 dpi for grayscale). Include a figure number and caption, left-aligned below the figure.

Referencing.

Please use the Chicago author-date reference style.
See: http://www.chicagomanualofstyle.org/tools_citationguide.html




Figure 2: *Empty box for the second image.*
Insert your second image here.




Figure 3: *Empty box for the third image.*
Insert your third image here.



Figure 4: *Empty box for the fourth image.*
Insert your fourth image here.




Figure 5: *Empty box for the fifth image.*
Insert your fifth image here.

1st Author name, 40pt Bold Arial (Affiliation)
2nd Author name, 40pt Bold Arial (Affiliation)
3rd Author name, 40pt Bold Arial (Affiliation)
4th Author Name, 40pt Bold Arial (Affiliation)

